



MT-484034/NV

5.15-5.875 GHz 15dBi Base Station Antenna



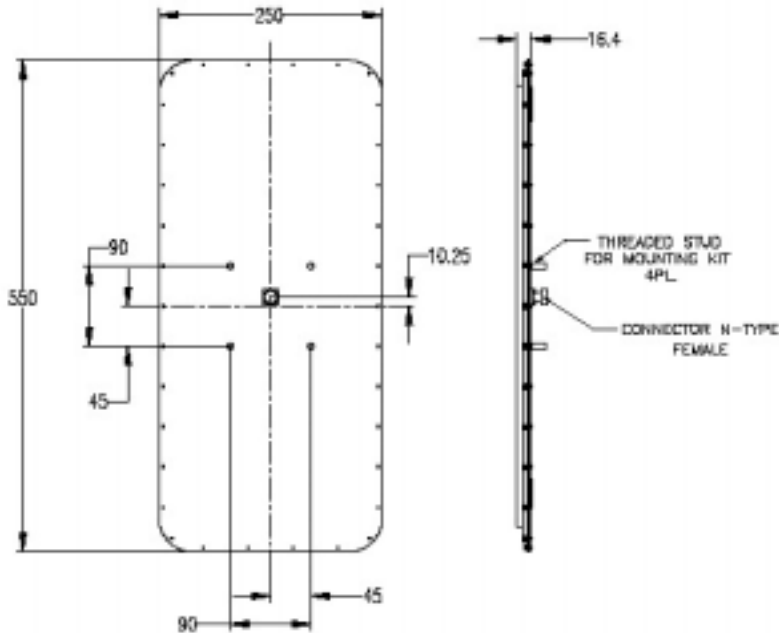
Specifications

MTI PART NUMBER		MT – 484034/NV			
ELECTRICAL					
FREQUENCY RANGE	5.15-5.875 GHz				
GAIN	15 dBi (min)				
VSWR	1.7 : 1 (max)				
12 dBi AZIMUTH BEAMWIDTH	120° (typ)				
POLARIZATION	Linear Vertical				
ELEVATION BEAMWIDTH	6° (typ)				
SIDELOBES LEVEL	ETSI EN 302-085 V1.1.2 CS3				
CROSS POLARIZATION	ETSI EN 302-085 V1.1.2 CS3				
F/B RATIO	ETSI EN 302-085 V1.1.2 CS3				
INPUT IMPEDANCE	50 (ohm)				
INPUT POWER	6W (max)				
LIGHTNING PROTECTION	DC Grounded				
MECHANICAL					
DIMENSIONS (LxWxD)	550x250X17mm (max)				
WEIGHT	1.5 Kg (max)				
CONNECTOR	N-Type female				
RADOME	Plastic				
BASE PLATE	Aluminum with chemical conversion coating				
OUTLINE DRAWING	See page 2				
MOUNTING KIT	MT-120019				
ENVIRONMENTAL					
TEST	STANDARD	DURATION	TEMPERATURE	NOTES	
LOW TEMPERATURE	IEC 68-2-1	72 h	-45°C	-	
HIGH TEMPERATURE	IEC 68-2-2	72 h	+70°C	-	
TEMP. CYCLING	IEC 68-2-14	1 h	-45°C +70°C	3 Cycles	
VIBRATION	IEC 60721-3-4	30 min/axis	-	Random4M3	
SHOCK MECHANICAL	IEC 60721-3-4	-	-	4M3	
HUMIDITY	ETSI EN300-2-4 T4.1E	144 h	-	95%	
WATER TIGHTNESS	IEC 529	-	-	IP67	
SOLAR RADIATION	ASTM G53	1000 h	-	-	
FLAMMABILITY	UL 94	-	-	Class HB	
SALT SPRAY	IEC 68-2-11 Ka	500 h	-	-	
ICE AND SNOW	-	-	-	25mm Radial	
WIND SPEED	SURVIVAL	-	-	220 Km/h	
	OPERATION	-	-	160 Km/h	

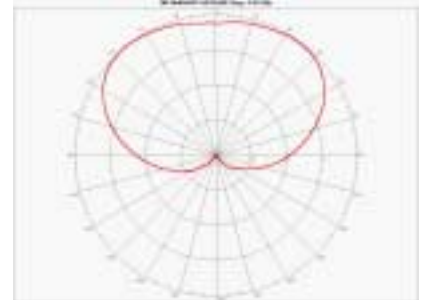
MT-484034/NV

5.15-5.875 GHz 15dBi Base Station Antenna


Dimensions [mm]



Azimuth Radiation Pattern
Midband Freq. 5.35 GHz



Elevation Radiation Pattern
Midband Freq. 5.35 GHz



Existing Antenna Versions

MT-484034/NV	With N – Type Female connector & DC grounding
--------------	---

MTI group is certified according to ISO 9001 and ISO 14001.

WAIVER!

While the information contained in this document has been carefully compiled to the best of our present knowledge, it is not intended as presentation or warranty of any kind on our part regarding the fitness of the products concerned for any particular use or purpose and neither shall any statement contained herein be construed as a recommendation to infringe any industrial property rights or as a license to use any such rights. The fitness of each product for any particular purpose must be checked beforehand with our specialists.

MTI Wireless Edge Ltd.

11 Hamelacha St.
 Afek Industrial Park
 Rosh Ha'ayin 48091,
 Israel
 Tel: +972-3-902-5050
 Fax: +972-3-902-5051
www.mtiwe.com